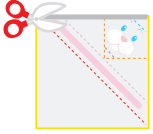
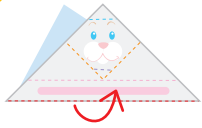


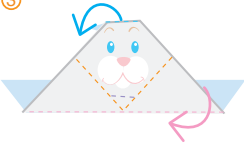
Let's Make an Origami Rabbit

① 

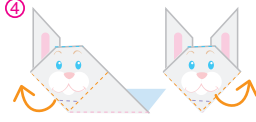
- Cut along the grey line and then the yellow line.

② 


- Fold on the red line.

③ 

- Fold on the pink and blue lines.

④ 

- Fold back on the orange lines to create ears.

⑤ 

- Fold back on the purple line.

