


# Let's Make Paper Dolls

① • For best results, print out the paper dolls on heavy weight paper or cardstock. Clothes can be printed on regular paper.

②   
• Cut out the paper dolls on the grey lines (pages 1-3).

③   
• Color the outfits on pages 4-6, and then cut them out.

④   
• To dress the dolls, place the clothes on the doll.

⑤   
• Fold the tabs on the yellow lines to attach the clothes.



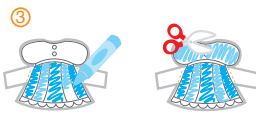
# Let's Make Paper Dolls

4 

① • For best results, print out the paper dolls on heavy weight paper or cardstock. Clothes can be printed on regular paper.



② • Cut out the paper dolls on the grey lines (pages 1-3).



③ • Color the outfits on pages 4-6, and then cut them out.



④ • To dress the dolls, place the clothes on the doll.





⑤ • Fold the tabs on the yellow lines to attach the clothes.



# Let's Make Paper Dolls

① For best results, print out the paper dolls on heavy weight paper or cardstock. Clothes can be printed on regular paper.

②   
• Cut out the paper dolls on the grey lines (pages 1-3).

③   
• Color the outfits on pages 4-6, and then cut them out.

④   
• To dress the dolls, place the clothes on the doll.

⑤   
• Fold the tabs on the yellow lines to attach the clothes.



