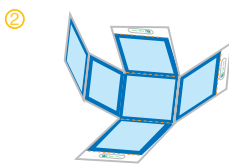


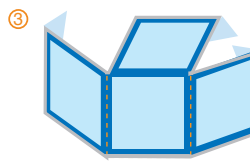
Let's Make a Holiday Cube Ornament



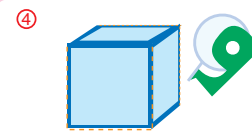
1
• Cut along the grey line.



2
• Fold on the yellow lines.



3
• Tuck the tabs inside the cube.



4
• Tape the sides of the cube. Add a string and hang on your tree.

