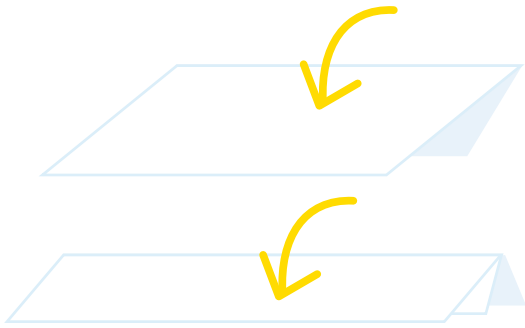



Let's Make a Lei

①



• Fold a piece of paper into quarters lengthwise.

②




• Cut along the folds to make four strips.

③




• Tape two strips together. Measure around your head and tape.

④



• Cut out the flowers on the printed page.

⑤




• Paste them onto your headband.

⑥



• Now you have a pretty flower lei!

Let's Make a Lei




①

- Print as many pages as you need. Cut out the flowers.



②

- Stick them onto your head band.



③

- Now you have a lei!

