



Let's Make Seed Markers



• Cut along the grey lines.

2



• Fold on the yellow line.
• Tape sides closed.

3






• Color in the pictures.
• Write the name of what you planted.

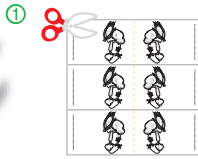
4




• Slip onto a popsicle stick and place near seed.



Let's Make Seed Markers



1
• Cut along the grey lines.



2
• Fold on the yellow line.
• Tape sides closed.



3
• Color in the pictures.
• Write the name of what you planted.



4
• Slip onto a popsicle stick and place near seed.

