


# Let's Make a Stitching Picture



①



- Cut along the grey line.

②




- Have a parent use a hole puncher to punch out the holes.

③




- Wrap a piece of tape around a strand of yarn and snip at an angle.


④



- Weave the yarn through the picture.

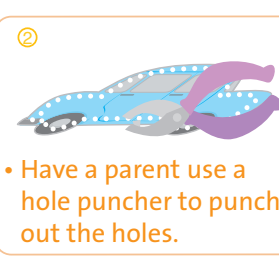


# Let's Make a Stitching Picture



①

- Cut along the grey line.




②

- Have a parent use a hole puncher to punch out the holes.



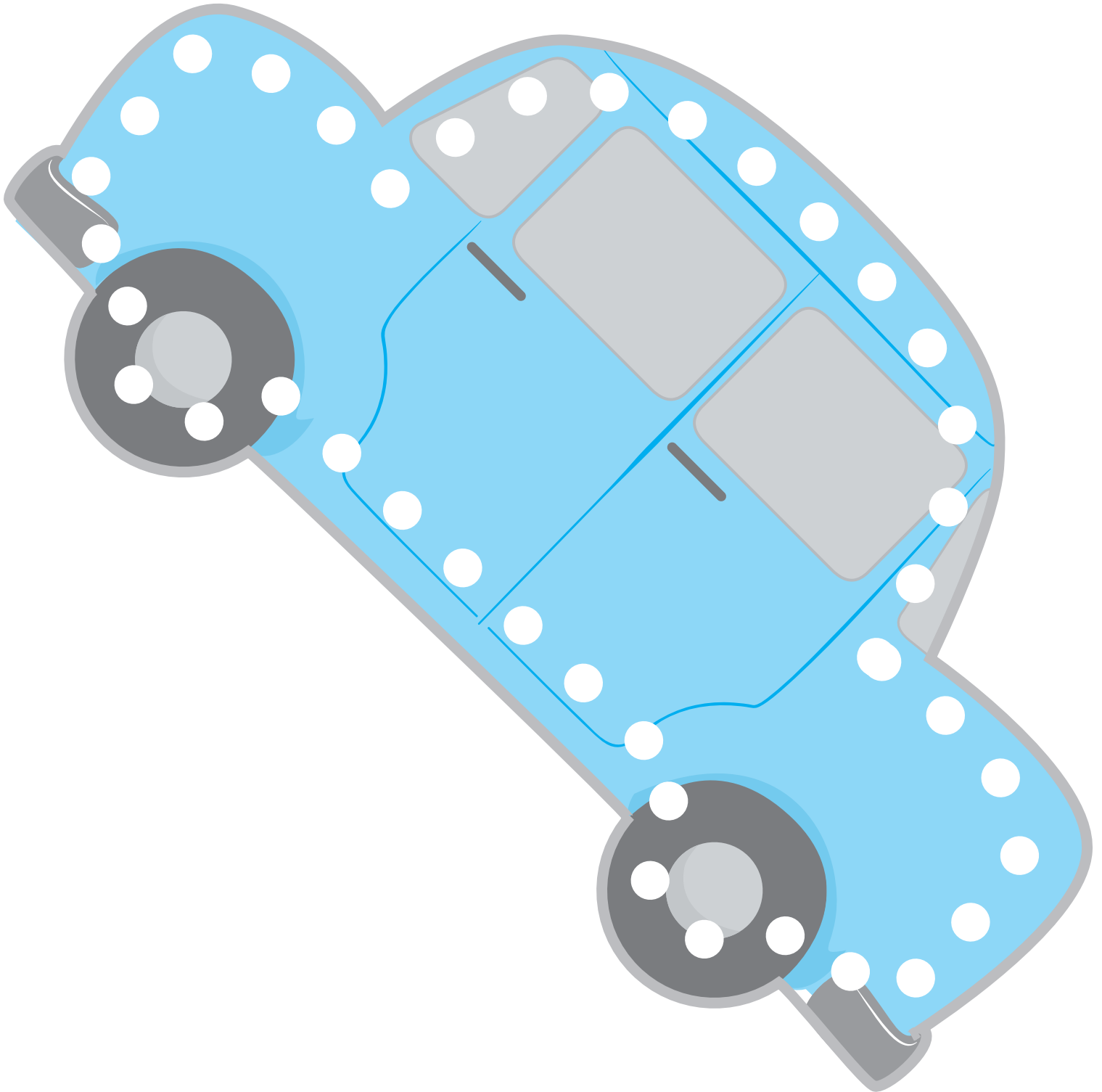
③

- Wrap a piece of tape around a strand of yarn and snip at an angle.



④

- Weave the yarn through the picture.



# Let's Make a Stitching Picture



①



- Cut along the grey line.

②



- Have a parent use a hole puncher to punch out the holes.

③



- Wrap a piece of tape around a strand of yarn and snip at an angle.

④



- Weave the yarn through the picture.

